



How to consent to receive 1098-T forms electronically

Detailed Instructions for students

Step 1: Sign in to myLynn




Student Finances

Quick Links

- Gradebook
- Lynn2020
- Lynn.edu
- Campus Directory
- Athletics
- Blackboard
- LiveText
- Consent and Person Request
- eBill
- Faculty/Staff Email
- Student Email
- eMarket
- Emergency Contact Information
- E-SAS
- Events
- LU Service Desk
- Manage My ID

Student Finances

Student Financial Services



Phone: 561-237-7184, 561-237-7185, 800-578-9737 (toll free)
Fax: 561-237-7189 (fax)
Email: studentfinancialservices@lynn.edu
Location: Louis and Anne Green Center for the Expressive Arts
Office Hours: Mon - Thu, 9 a.m. - 6 p.m. Fri, 9 a.m. - 5 p.m.
May 18 through Friday, August 14 Student Financial Services will open from 9am-4pm Monday through Friday.

Important Links

- Forms
- Student Financial Services Forms
- Financial Aid
- ESAS
- FAFSA
- Download your own Tax Transcript
- Financial Aid Handbook
- Other Links
- Frequently Asked Questions

Announcements

Installation Payment Plan - Update
Mon, June 8, 2015 1:02 PM

Summer Hours
Fri, May 15, 2015 2:44 PM

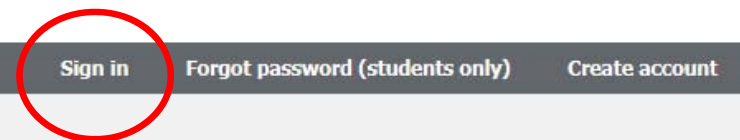
Health Insurance
Fri, May 15, 2015 2:43 PM

View more posts

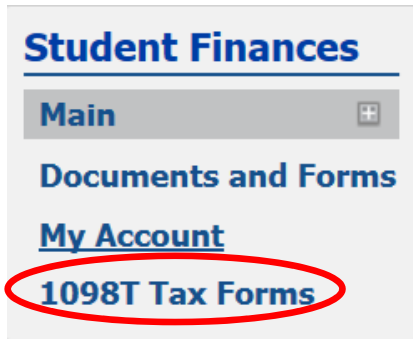
Student Accounts

- eBill
- How to make a payment online (Student) (.pdf, 658K)
- A guide on how to make a payment through your MyLynn account
- How to make a payment online (Parent / Authorized User) (.pdf, 709K)
- A guide on how to make payment through eBill
- Methods of Payment
- Account and Payment (.pdf, 74K)
- How to view your student account and to make a payment
- Installation Payment Plan
- Installation Payment Plan (Student Instructions) (.pdf, 1894K)
- Installation Payment Plan (Authorized User Instructions) (.pdf, 1411K)
- Wire Payments
- Bank Wire Information (.pdf, 369K)
- How to send a Bank Wire (Student) (.pdf, 739K)
- How to Send a Bank Wire (Parent / Authorized User) (.pdf, 596K)
- Foreign Currencies Accepted on MyLynn (.pdf, 15K)
- Self Calculating Tool

myLYNN

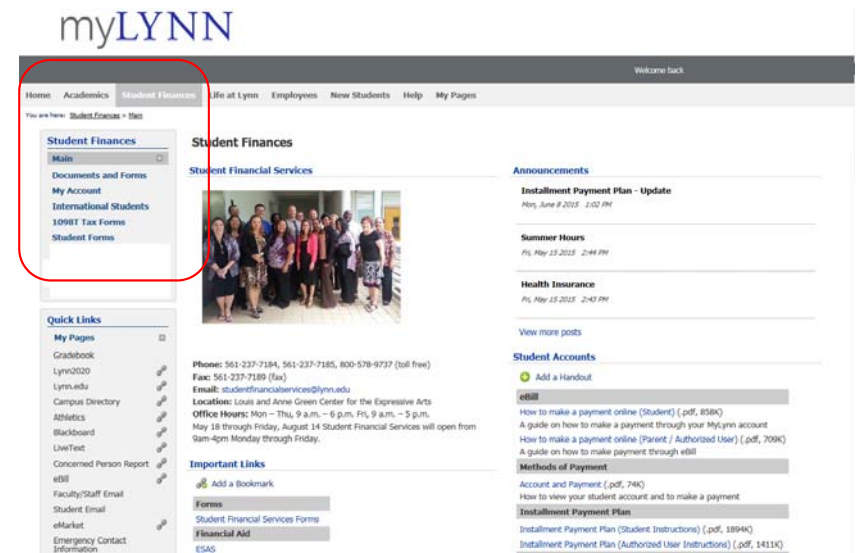


Step 2: Click on Student Finances
Step 3: Click on 1098T Tax Forms



Student Finances

- Main
- Documents and Forms
- My Account
- 1098T Tax Forms**
- Student Forms



myLYNN

Home Academics **Student Finances** Life at Lynn Employees New Students Help My Pages

You are here: Student Finances > 1098T

Student Finances

- Main
- Documents and Forms
- My Account
- International Students
- 1098T Tax Forms
- Student Forms

Student Financial Services

Phone: 561-237-7184, 561-237-7185, 800-578-9737 (toll free)
Fax: 561-237-7189 (fax)
Email: studentfinancialservices@lynn.edu
Location: Louis and Aimee Green Center for the Expressive Arts
Office Hours: Mon - Thu, 9 a.m. - 6 p.m, Fri, 9 a.m. - 5 p.m,
May 18 through Friday, August 14 Student Financial Services will open from
9am-6pm Monday through Friday.

Important Links

- Forms
- Student Financial Services Forms
- Financial Aid
- ESAS

Announcements

- Installment Payment Plan - Update**
Mon, June 8 2015 1:02 PM
- Summer Hours**
Fri, May 15 2015 2:44 PM
- Health Insurance**
Fri, May 15 2015 2:43 PM

Student Accounts

- Add a Handout
- eBill
 - How to make a payment online (Student) (.pdf, 858K)
 - A guide on how to make a payment through your MyLynn account
 - How to make a payment online (Parent / Authorized User) (.pdf, 709K)
 - A guide on how to make payment through eBill
- Methods of Payment
 - Account and Payment (.pdf, 74K)
 - How to view your student account and to make a payment
- Installment Payment Plan
 - Installment Payment Plan (Student Instructions) (.pdf, 1894K)
 - Installment Payment Plan (Authorized User Instructions) (.pdf, 1411K)

Step 4: Click on the link that says Electronic 1098-T Consent Form

Electronic Consent

Consent Form

[Electronic 1098-T Consent Form](#)

The screenshot shows the myLYNN website interface. At the top, the myLYNN logo is visible. Below it is a navigation bar with links for Home, Academics, Student Finances, Life at Lynn, Employees, New Students, Help, and My Pages. The main content area is titled "1098T Tax Forms" and includes sections for "Electronic 1098-T", "How to view your 1098T", and "How to view your 1098T". A sidebar on the left contains "Student Finances" and "Quick Links". On the right side, there is a "Consent Form" section with a link to "Electronic 1098-T Consent Form" highlighted by a red box. Below that is a "1098T Tax Form" section with a list of years: 1098T 2014, 1098T 2013, 1098T 2012, and 1098T 2011.

Step 5: Click Yes to consent to electronically receive the 1098-T.

Step 6: Click Next Page

myLYNN

Home Academics Student Finances Life at Lynn Employees New Students Help My Pages

You are here: Student Finances > 1098 Tax Forms

Student Finances

- Main
- Documents and Forms
- My Account
- International Students
- 1098 Tax Forms
- Student Forms
- Add a Page
- Contact Manager
- Usage Statistics

Quick Links

- My Pages
- Gradebook
- Lynn2020
- Lynn.edu
- Campus Directory
- Athletics
- Blackboard
- LiveText
- Concerned Person Report
- eBill
- Faculty/Staff Email
- Student Email

1098 Tax Forms

Electronic Consent

Electronic 1098-T Consent Form

Section 1: Consent Form

Page 1 of 1

1. ID Number

2. Date of Submission

3. Do you agree to receive your 1098-T Tuition statement electronically? Select YES to consent to view and print your IRS Form 1098T on-line, rather than receive a paper form. After January 23rd 2015, your selection "NO" will be in effect for the tax year 2015. *Required

Yes

No

View Table of Contents

Next Page

Electronic Consent

Electronic 1098-T Consent Form

Section 1: Consent Form

Page 1 of 1

1. ID Number

2. Date of Submission

3. Do you agree to receive your 1098-T Tuition statement electronically? Select YES to consent to view and print your IRS Form 1098T on-line, rather than receive a paper form. After January 23rd 2015, your selection "NO" will be in effect for the tax year 2015. *Required

Yes

No

Step 7: Review the information and click Submit Form

The screenshot shows the myLYNN website interface. At the top, the myLYNN logo is displayed. Below it is a navigation bar with links for Home, Academics, Student Finances, Life at Lynn, Employees, New Students, Help, and My Pages. The breadcrumb trail indicates the user is in Student Finances > 1098 Tax Forms. The left sidebar contains sections for Student Finances (Main, Documents and Forms, My Account, International Students, 1098 Tax Forms, Add a Page, Content Manager, Usage Statistics) and Quick Links (My Pages, Gradbook, Lynn2020, Lynn.edu, Campus Directory, Athletics, Blackboard, LiveText, Concerned Person Report, eBill, Faculty/Staff Email, Student Email, eMarket). The main content area is titled '1098 Tax Forms' and includes an 'Electronic Consent' section with a 'Review and Submit' box. Below this is a 'Consent Form' section with three numbered questions. A red box highlights the 'Submit Your Form' section, which contains the text 'If everything above is as you would like it, please submit your form using this button.' and a 'Submit Form' button. At the bottom of the page are navigation buttons for '<--Previous Page' and 'View Table of Contents'.

Consent Form

1. ID Number
2. Date of Submission
3. Do you agree to receive your 1098-T Tuition statement electronically? Select YES to consent to view and print your IRS Form 1098T on- **Yes** line, rather than receive a paper form. After January 23rd 2015, your selection "NO" will be in effect for the tax year 2015.

Submit Your Form

If everything above is as you would like it, please submit your form using this button.

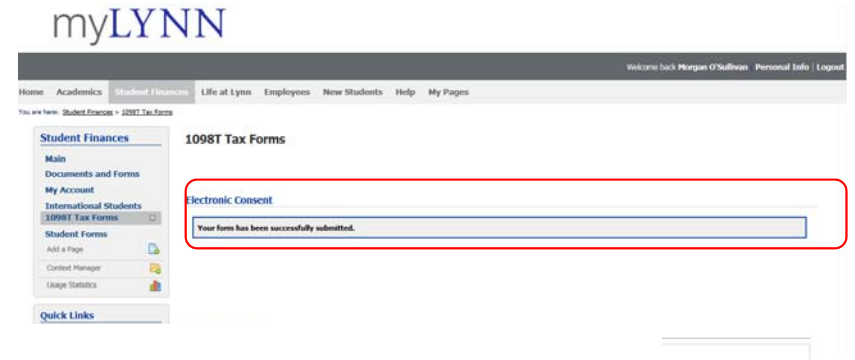
Submit Form

<--Previous Page

View Table of Contents

Step 7: The process is complete

1098T Tax Forms



Electronic Consent

Your form has been successfully submitted.