
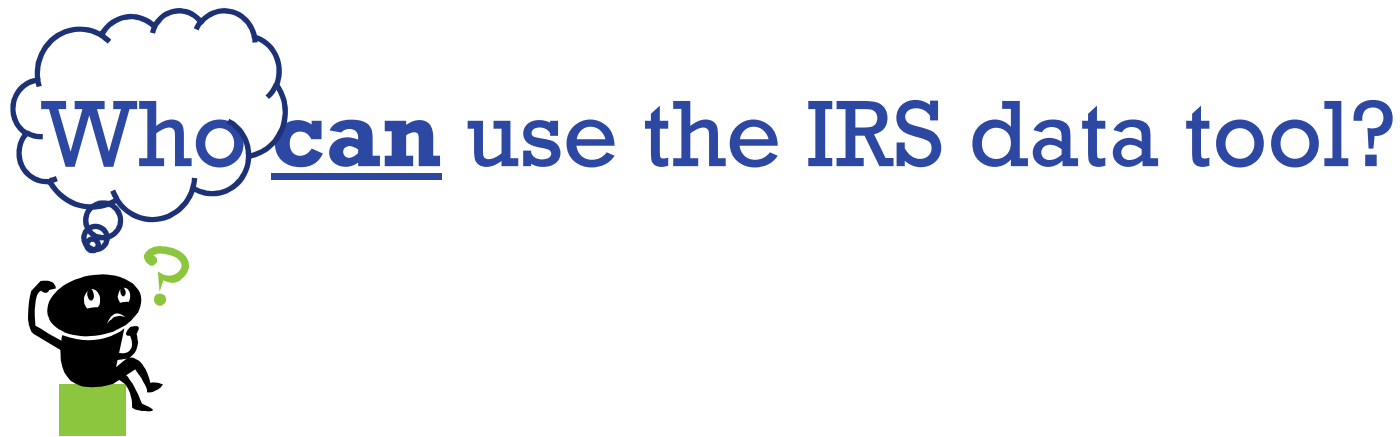


2013-2014
FAFSA
IRS Data
Retrieval Tool

2013-2014 FAFSA IRS Data Retrieval Tool



- Data Available:
- -Within 2-3 weeks of electronically filing your taxes
- -Within 6-8 weeks of filing a paper tax return

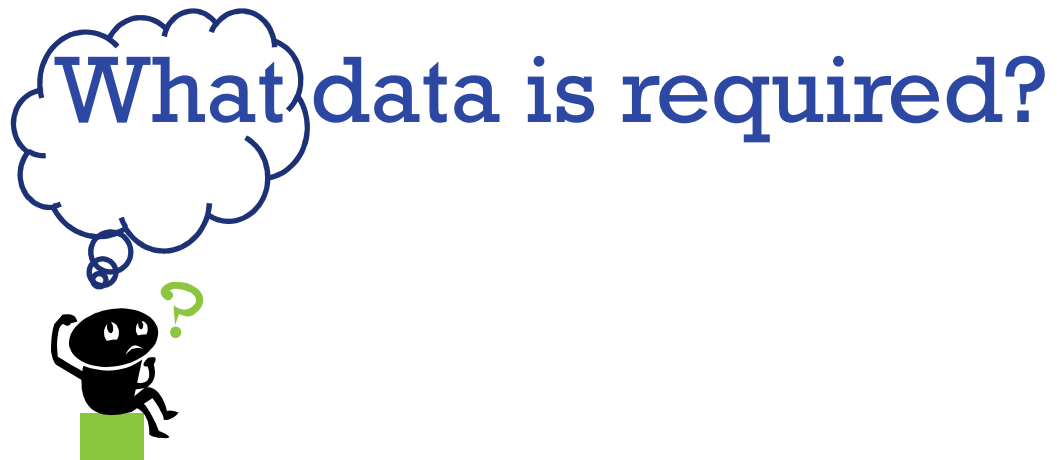


- Student applicants or parents who:
 - Have a valid social security number
 - Have a valid federal student aid personal identification number (PIN)
 - Have completed and filed a 2012 federal tax return




Who can NOT use the IRS Data Retrieval tool?

- Student applicants or parents who:
 - Have filed an amended tax return for 2012
 - Are married filing separately for 2012
 - Filed a foreign tax return for 2012



- Your FAFSA Pin number
- Your FAFSA Password
- Your Social Security number
- Your Tax Return



 **START HERE**
GO FURTHER
FEDERAL STUDENT AID

FAFSA®
Free Application for Federal Student Aid

[Home](#) [About Us](#) [Student Aid on the Web](#) [PIN Site](#) [Contact Us](#) [Browse Help](#) [English](#) | [Español](#)



Get help for college
Submit a Free Application for Federal Student Aid (FAFSA)

Start Here

- Start or continue your FAFSA
- Correct your FAFSA
- Check the status of your FAFSA, and more...

Deadlines
Information about your deadlines.

School Code Search
Find your college's school code. Also find detailed information about your college.

Announcements

- NEVA The 2012-2013 [IRS Data Retrieval Tool](#) is now available.
This is the easiest way for you or your parents to access completed IRS tax return information and transfer it into your FAFSA.
- The new 2012-2013 FAFSA is here! To begin your application, click [Start Here](#).

START HERE
GO FURTHER
FEDERAL STUDENT AID

FAFSA®
Free Application for Federal Student Aid

Home

Contact Us

Browse Help

SEARCH

STUDENT

Login

Student Information

Form Approved
OMB No. 1845-0001
App. Exp. 12/31/2013

Instructions are provided for each FAFSA question in the Help and Hints section on the right side of the page and are also available by clicking **Need Help?** at the bottom of the page.

The student's first name

The student's full last name

The student's Social Security Number

The student's date of birth (mmddyyyy)

NEXT

NEED HELP?

Help and Hints

The student's first name


You must enter the student's first name.

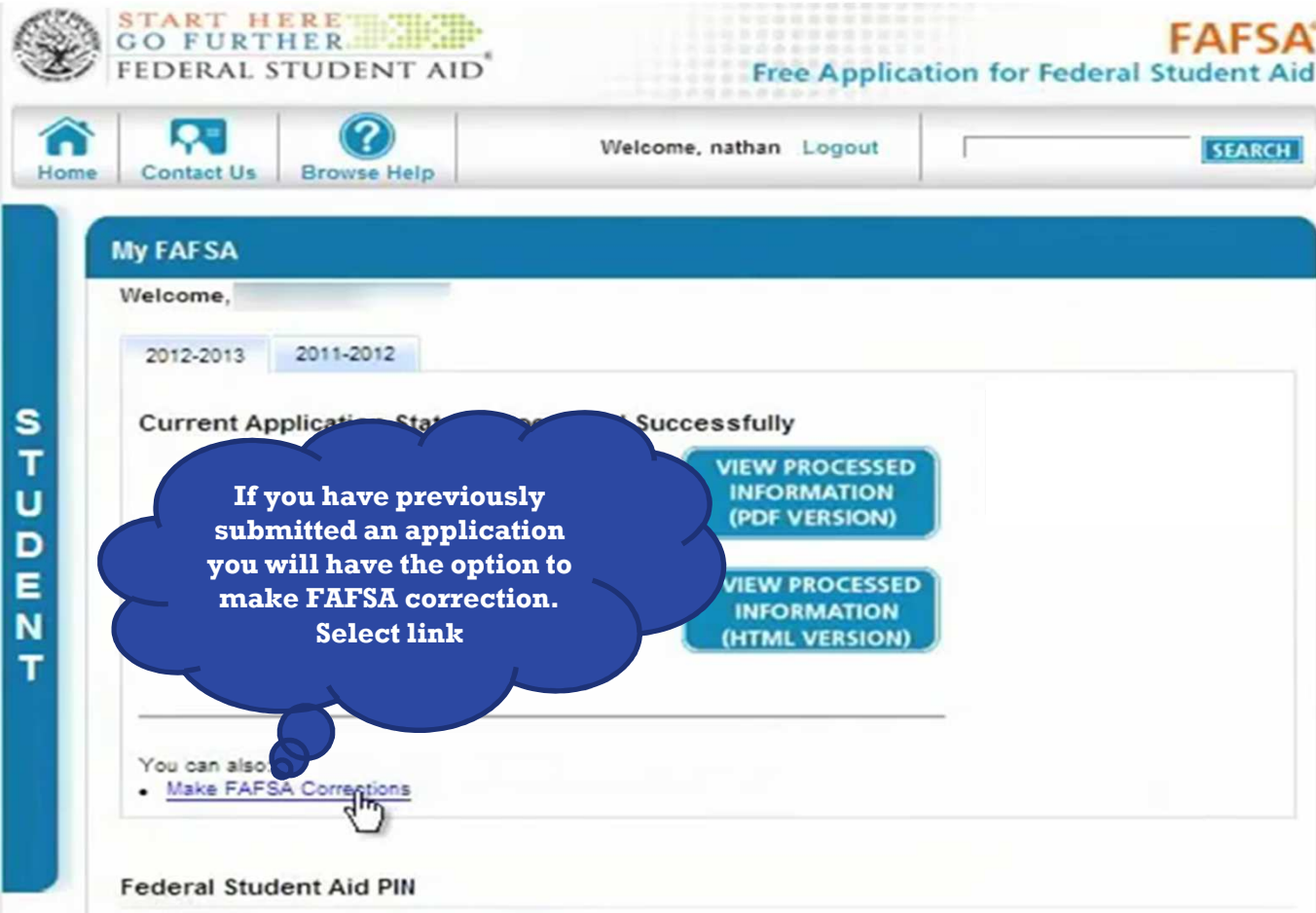
Use the student's proper name, not a nickname. The student's first name must be the first name on the student's Social Security card.

The student's entry must contain only letters (A-Z), numbers (0-9), periods (.), apostrophes ('), dashes (-), or spaces. No other characters are allowed.

More>>>

log in to your FAFSA and select next

LYNN
UNIVERSITY



The screenshot shows the FAFSA website. At the top, there is a banner with the text "START HERE GO FURTHER FEDERAL STUDENT AID" and the FAFSA logo. Below the banner is a navigation bar with links for Home, Contact Us, and Browse Help. A user is logged in as "nathan". The main content area is titled "My FAFSA" and shows the user's current application status as "Successfully". There are two buttons: "VIEW PROCESSED INFORMATION (PDF VERSION)" and "VIEW PROCESSED INFORMATION (HTML VERSION)". A blue callout bubble with white text says: "If you have previously submitted an application you will have the option to make FAFSA correction. Select link". Below the bubble, there is a link "Make FAFSA Corrections" with a mouse cursor pointing to it. The footer of the page says "Federal Student Aid PIN".

START HERE
GO FURTHER
FEDERAL STUDENT AID

FAFSA®
Free Application for Federal Student Aid

Home Contact Us Browse Help

Welcome, nathan Logout

SEARCH

My FAFSA

Welcome,

2012-2013 2011-2012

Current Application Status: Successfully

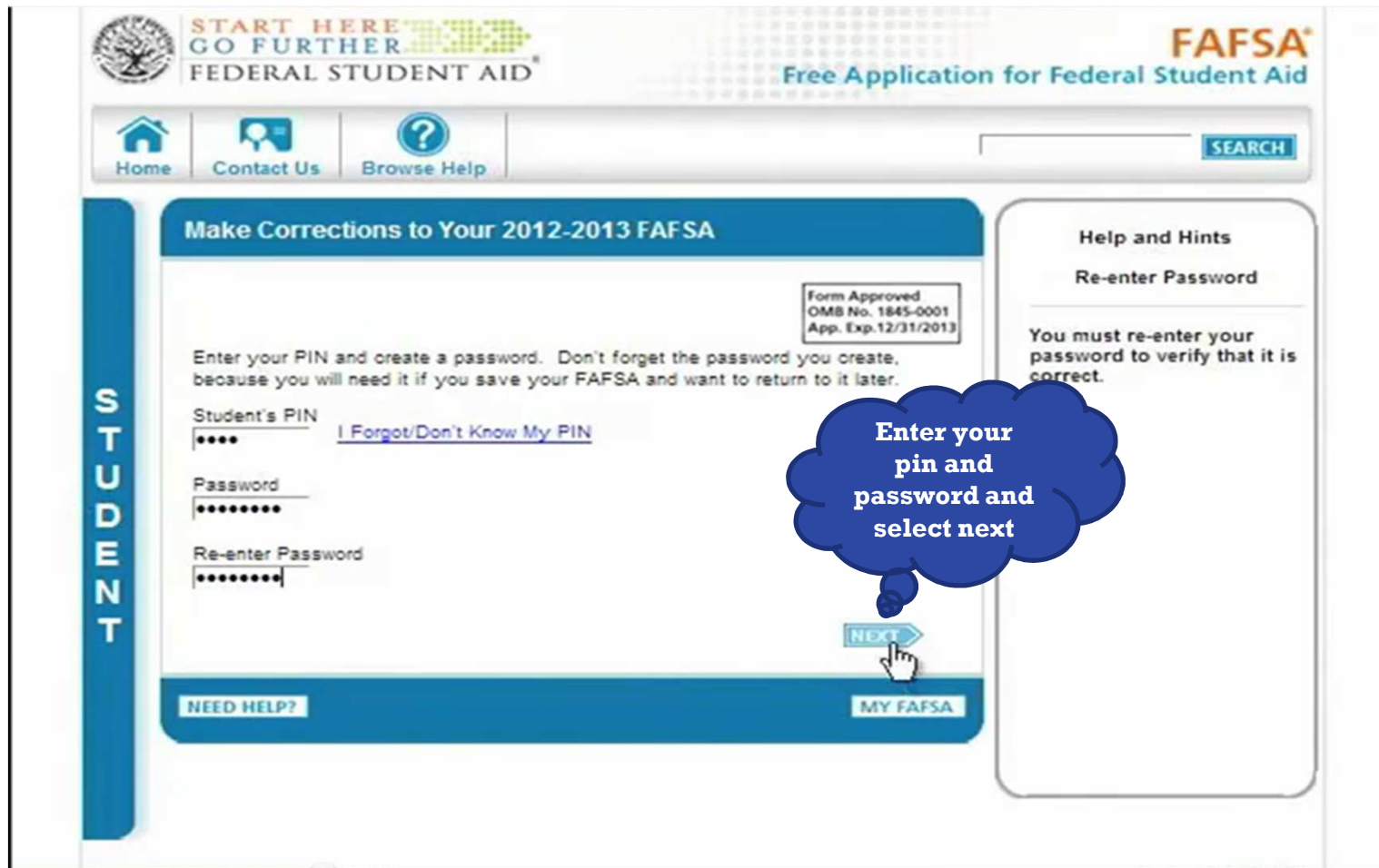
VIEW PROCESSED INFORMATION (PDF VERSION)

VIEW PROCESSED INFORMATION (HTML VERSION)

You can also:

- [Make FAFSA Corrections](#)

Federal Student Aid PIN



The image shows the FAFSA 2012-2013 Student Account Creation page. At the top, the FAFSA logo is on the right, and the slogan "START HERE GO FURTHER FEDERAL STUDENT AID" is on the left. Below the slogan are navigation links for Home, Contact Us, and Browse Help, along with a search bar. The main heading is "Make Corrections to Your 2012-2013 FAFSA". On the left, a vertical blue bar contains the word "STUDENT". The central form area includes a box for "Form Approved OMB No. 1845-0001 App. Exp. 12/31/2013" and instructions: "Enter your PIN and create a password. Don't forget the password you create, because you will need it if you save your FAFSA and want to return to it later." The form has three input fields: "Student's PIN" (with a "Forgot/Don't Know My PIN" link), "Password", and "Re-enter Password". A blue cloud-shaped callout bubble with the text "Enter your pin and password and select next" points to the "NEXT" button. At the bottom of the form are two buttons: "NEED HELP?" and "MY FAFSA". On the right, a "Help and Hints" section contains a "Re-enter Password" heading and the text: "You must re-enter your password to verify that it is correct."

START HERE
GO FURTHER
FEDERAL STUDENT AID

FAFSA®
Free Application for Federal Student Aid

Home Contact Us Browse Help SEARCH

STUDENT

Make Corrections to Your 2012-2013 FAFSA

Form Approved
OMB No. 1845-0001
App. Exp. 12/31/2013

Enter your PIN and create a password. Don't forget the password you create, because you will need it if you save your FAFSA and want to return to it later.

Student's PIN [I Forgot/Don't Know My PIN](#)

Password

Re-enter Password

Enter your pin and password and select next


NEXT


NEED HELP? MY FAFSA

Help and Hints

Re-enter Password

You must re-enter your password to verify that it is correct.

 **START HERE
GO FURTHER**
FEDERAL STUDENT AID®

 [Contact Us](#)  [Browse Help](#)

STUDENT

Student Demographics **School Selection** **Dependency Status** **Parent Demographics** **Financial Information** **Sign & Submit** **Confirmation**

Student Demographic Information

Your last name Your first name Your middle initial
Student

Your Social Security Number

Your date of birth (mmddyyyy)

Are you male or female?
☒ Male ☐ Female

Your permanent mailing address (include apt. number)

Your city (and country if not U.S.) Your state

Your ZIP code


Have you lived in Missouri for at least 5 years?
☒ Yes ☐ No

Your permanent telephone number

Help and Hints

To use the IRS
data entry tool
navigate to
financial
information



 **START HERE
GO FURTHER**
FEDERAL STUDENT AID®

FAFSA®
Free Application for Federal Student Aid

Contact Us | Browse Help |

Student Demographics | **School Selection** | **Dependency Status** | **Parent Demographics** | **Financial Information** | **Sign & Submit** | **Confirmation**

PARENT

Parent Financial Information

☒ Application was successfully saved.

For 2011, have your parents completed their IRS income tax return or another tax return?

Blank

What type of income tax return will your parents file for 2011?

Blank

What was your parents' adjusted gross income for 2011? \$.00

How much did your father/stepfather earn from working (wages, salaries, tips, etc.) in 2011? \$.00

How much did your mother/stepmother earn from working (wages, salaries, tips, etc.) in 2011? \$.00

Was either of your parents a dislocated worker on the day you submitted your FAFSA? Blank

Select already completed in the drop down box

For 2011, have your parents completed their IRS income tax return or another tax return? Blank

What type of income tax return will your parents file for 2011? Blank

What was your parents' adjusted gross income for 2011? \$.00

How much did your father/stepfather earn from working (wages, salaries, tips, etc.) in 2011? \$.00

How much did your mother/stepmother earn from working (wages, salaries, tips, etc.) in 2011? \$.00

Was either of your parents a dislocated worker on the day you submitted your FAFSA? Blank

Select the option that indicates your parents' 2011 income tax return

☒ Application was successfully saved.

For 2011, have your parents completed their IRS income tax return or another tax return? Already completed

☒ You, the parents, may be able to use the [IRS Data Retrieval Tool](#) to view and transfer your tax information from the IRS.

Check all that apply or check None of the above.

- ☐ You, the parents, filed as Married Filing Separately
- ☐ You, the parents, filed as Head of Household
- ☐ You, the parents, filed an amended tax return
- ☐ You, the parents, filed a Puerto Rican or foreign tax return
- ☐ You, the parents, recently filed taxes

☒ None of the above

Based on your response, we recommend that you, the parents, transfer your information from the IRS into this FAFSA.

Enter your PIN and click [Link To IRS](#).

Which parent are you?

Select ▼

What is your PIN?

[Apply For A PIN](#)
[I Forgot/Don't Know My PIN](#)

[LINK TO IRS](#)

Help and Hints

You will be presented with a series of questions to determine your eligibility to use the tool. If you select none of the above you will be presented with the option to enter your pin and link to the IRS.

P
A
R
E
N
T

Student Demographics	School Selection	Dependency Status	Parent Demographics	Financial Information	Sign & Submit	Confirmation
----------------------	------------------	-------------------	---------------------	-----------------------	---------------	--------------

Leaving FAFSA on the Web


You are now leaving *FAFSA on the Web* and will be transferred to the IRS Web site to access your IRS tax information. Your information will be saved and your *FAFSA on the Web* session will end.

Your saved FAFSA will automatically open either when you transfer to the IRS Web site or choose to return to *FAFSA on the Web* from the IRS Web site. If you do not transfer to the IRS Web site, you will have to login to open your saved FAFSA to return to *FAFSA on the Web*.

Click **OK** to continue. Otherwise, click **Cancel**.

If you have any questions or problems using this tool, [Contact Us](#) for assistance.

You are on
the IRS
website

 **IRS**.gov [Return to FAFSA](#) | [Log Out](#) | [Help](#) [Español](#)

Get My Federal Income Tax Information

See our [Privacy Notice](#) regarding our request for your personal information.

Enter the following information as it appears on your 2011 Federal Income Tax Return. [?](#) Required fields *

First Name *	<input type="text"/>
Last Name *	<input type="text"/>
Social Security Number *	*** - ** - 2345
Date of Birth *	<input type="text"/> / <input type="text"/> / <input type="text"/>
Filing Status * ?	Select One <input type="button" value="v"/>
Address - Must match your 2011 Federal Income Tax Return. ?	
Street Address *	<input type="text"/>
P.O. Box (Required if entered on your tax return) ?	<input type="text"/>
Apt. Number (Required if entered on your tax return)	<input type="text"/>
Country *	United States <input type="button" value="v"/>
City, Town or Post Office *	<input type="text"/>
State/U.S. Territory *	Select One <input type="button" value="v"/>
ZIP Code *	<input type="text"/>

Select the button below to exit the IRS system and return to your FAFSA.

By submitting this information, you certify that you are the person identified. Use of this system to access another person's information may result in civil and criminal penalties.

Please enter the
requested
information
exactly as it
appears on your
tax return and
click submit.





 **Internal Revenue Service**
United States Department of the Treasury

[Log Out](#) | [Help](#)

Federal Income Tax Information

The information below is your tax information that will help you answer some of the questions on the FAFSA.

	My Tax Information	FAFSA Question Numbers 
Tax Year		
Name (s)		
Social Security Number	***-**-6789	
Filing Status	Married-Filed Joint	
Type of Tax Return Filed	1040	Question 34 on the FAFSA
Adjusted Gross Income	\$36,721	Question 36 on the FAFSA
Income Tax	\$3,400	Question 37 on the FAFSA
IRS Exemptions	2	Question 38 on the FAFSA
Education Credits	\$2,500	Question 46a on the FAFSA
IRA Deductions and Payments	\$2,500	Question 47b on the FAFSA
Tax-Exempt Interest Income	\$2,500	Question 47d on the FAFSA
Untaxed IRA Distributions 	\$2,500	Question 47e on the FAFSA
Untaxed Pensions 	\$2,500	Question 47f on the FAFSA

Transfer My Tax Information into the FAFSA 

☐ The tax information provided above will populate the answers to the appropriate FAFSA questions. After the FAFSA is populated your IRS session will end and return you to FAFSA on the Web. Check this box if you are choosing to transfer your information.

 Print this page for your records before clicking the "Transfer Now" button.

Do Not Transfer My Tax Information

 By clicking the "Log Out" button, you are choosing not to transfer your tax information electronically. You may still use this tax information to input the data into your FAFSA application. Print this page for your records before clicking the "Log Out" button.

[Transfer Now](#) 

[Log Out](#)

If the IRS is able to validate your identification, your IRS tax information will display, click transfer now.



Link Warning: Return to FAFSA - Site Exit Disclaimer

You are now leaving the IRS. If you click "OK", your IRS session will end and you will return to your FAFSA.

Click "OK" to Continue. Otherwise, click "Cancel."

OK

Cancel

The information that another government agency/bureau/office collects and maintains as a result of your visit to its web site may differ from the information that the IRS collects and maintains (please see the IRS web site privacy and security notice for privacy protections IRS provides to web site visitors). We recommend you review the other agency's information collection policy or terms and conditions to fully understand what information is collected.